


# Elementary

Technology Skills for Smarter Balanced  
Assessment



## Smarter Balanced Overview:

The Smarter Balanced Assessment will assess the students in English Language Arts (Reading, Writing, Listening, and Research) and Mathematics. The ELA and Mathematics assessment will each have two parts. These parts consist of CAT Test (Computer Adaptive Test) and a Performance Tests.

### CAT Test (Computer Adaptive Test)

- Item Types:
  - Selected Response (Multiple Choice)
  - Technology-Enhanced/Enabled Items
  - Short Constructed Response
  
- Performance Task

There are several technology skills that can be taught to better prepare students for the Smarter Balanced. These skills include:

- Keyboarding
- Mouse Skills
- Navigation
- Drag & Drop

## Recommended Teacher Prep

It is recommended that you take the Smarter Balanced Training Test and Practice Test so that you have knowledge of what the students will be required to do.

- [Training and Practice Tests](#)

## Recommended Lesson Schedule:

Each SBAC Tech Skills lesson should be 20 minutes in length. You can check the student's understanding and mastery of this skill by asking the three guiding questions provided in each lesson. The following activities target these technology skills, and whenever possible align with the ELA and/or Math CCSS.

- Introduction by teacher/lab assistant about the day's activities and expectations
- Keyboarding activity (15 minutes)
- Lesson (20 minutes)
  - Mouse Skills
  - Navigation
  - Drag & Drop
- Closure

## Lessons and Resources:

Below are elementary lessons by week and associated teacher resources.

K-2<sup>nd</sup>

Lesson	Lesson Overview
1: Week of Dec. 8th	<ol style="list-style-type: none"> <li>1. Basic Mouse and Keyboard Skills               <ul style="list-style-type: none"> <li>• Keyboarding: Type To Learn or other typing program                   <ul style="list-style-type: none"> <li>o Focus Areas: posture, hand placement</li> </ul> </li> </ul> </li> <li>2. Keyboarding: Type to Learn or other typing program</li> </ol>
2: Week of Dec. 15th	<ol style="list-style-type: none"> <li>1. Basic Mouse and Keyboard Skills               <ul style="list-style-type: none"> <li>• Keyboarding: Type To Learn or other typing program                   <ul style="list-style-type: none"> <li>o Focus Areas: posture, hand placement</li> </ul> </li> </ul> </li> <li>2. Keyboarding: Type to Learn or other typing program</li> </ol>
3: Week of January 5th	<ol style="list-style-type: none"> <li>1. Keyboarding: Type to Learn (15 Minutes)</li> <li>2. Mouse Skills</li> </ol>
4: Week of January 12th	<ol style="list-style-type: none"> <li>1. Keyboarding: Type to Learn (15 Minutes)</li> <li>2. Mouse Skills</li> </ol>
5: Week of January 19th	<ol style="list-style-type: none"> <li>1. Keyboarding: Type to Learn (15 Minutes)</li> <li>2. Mouse Skills</li> </ol>
6: Week of January 26th	<ol style="list-style-type: none"> <li>1. Keyboarding: Type to Learn (15 Minutes)</li> <li>2. Navigation</li> </ol>
7: Week of February 2nd	<ol style="list-style-type: none"> <li>1. Keyboarding: Type to Learn (15 Minutes)</li> <li>2. Navigation</li> </ol>
8: Week of February 9th	<ol style="list-style-type: none"> <li>1. Keyboarding: Type to Learn (15 Minutes)</li> <li>2. Navigation</li> </ol>
9: Week of February 16th	<ol style="list-style-type: none"> <li>1. Keyboarding: Type to Learn (15 Minutes)</li> <li>2. Drag and Drop</li> </ol>
10: Week of February 23rd	<ol style="list-style-type: none"> <li>1. Keyboarding: Type to Learn (15 Minutes)</li> <li>2. Drag and Drop</li> </ol>
11: Week of March 2nd	<ol style="list-style-type: none"> <li>1. Keyboarding: Type to Learn (15 Minutes)</li> <li>2. Drag and Drop</li> </ol>
<p><b>March 10<sup>th</sup>: SMARTER Balanced Assessment Window Opens for Grades 3th-5th</b></p>	

Lesson	Lesson Overview
1: Week of Dec. 8th	<ol style="list-style-type: none"> <li>1. Keyboarding: Type to Learn (15 Minutes)</li> <li>2. Mouse Skills <ul style="list-style-type: none"> <li>• Choose a site from the skills areas below</li> </ul> </li> </ol>
2: Week of Dec. 15th	<ol style="list-style-type: none"> <li>1. Keyboarding: Type to Learn (15 Minutes)</li> <li>2. Mouse Skills <ul style="list-style-type: none"> <li>• Choose a site from the skills areas below</li> </ul> </li> </ol>
3: Week of January 5th	<ol style="list-style-type: none"> <li>1. Keyboarding: Type to Learn (15 Minutes)</li> <li>2. Selecting Text/Navigation Skills <ul style="list-style-type: none"> <li>• Choose a site from the skills areas below</li> </ul> </li> </ol>
4: Week of January 12th	<ol style="list-style-type: none"> <li>1. Keyboarding: Type to Learn (15 Minutes)</li> <li>2. Selecting Text/Navigation Skills <ul style="list-style-type: none"> <li>• Choose a site from the skills areas below</li> </ul> </li> </ol>
5: Week of January 19th	<ol style="list-style-type: none"> <li>1. Keyboarding: Type to Learn (15 Minutes)</li> <li>2. Drag and Drop Skills <ul style="list-style-type: none"> <li>• Choose a site from the skills areas below</li> </ul> </li> </ol>
6: Week of January 26th	<ol style="list-style-type: none"> <li>1. Keyboarding: Type to Learn (15 Minutes)</li> <li>2. Drag and Drop Skills <ul style="list-style-type: none"> <li>• Choose a site from the skills areas below</li> </ul> </li> </ol>
7: Week of February 2nd	<ol style="list-style-type: none"> <li>1. Keyboarding: Type to Learn (15 Minutes)</li> <li>2. Smarter Balanced Training Site</li> </ol>
8: Week of February 9th	Smarter Balanced ELA Practice Test - Day 1
9: Week of February 16th	Smarter Balanced ELA Practice Test - Day 2
10: Week of February 23rd	Smarter Balanced Math Practice Test - Day 1
11: Week of March 2nd	Smarter Balanced Math Practice Test - Day 2
<b>March 10<sup>th</sup>: SMARTER Balanced Assessment Window Opens</b>	

**Technology Practice Skills For SBAC  
Kinder**

Skills	Description	Internet Links/Activity
<p><b>Keyboarding</b></p> <p>Type to Learn or one of these</p>	<p>Select One of these</p>	<p><a href="#">Monkey Paws</a>: Students will type keys using left and right hands.</p> <p><a href="#">Keyboarding Zoo</a>: Students will practice finding the keys on the keyboard.</p> <p><a href="#">Keyboard Climber</a>: Students will navigate the website to begin and type keys that appear.</p>
<p><b>Mouse Skills</b></p>	<p>Download: <a href="#">Mouse Practice Lesson</a></p>	<p><a href="#">Starfall Pattern Maze</a> allows students to practice using the mouse while they practice identifying shapes.</p> <p><a href="#">Birthday Candle Counting</a> gives students the opportunity to practice using the mouse while they practice one-to-one counting.</p> <p><a href="#">Alphabet BingO &amp; Sight Word Bingo</a> allows students to practice using the mouse while practicing letter-sound recognition and capitalization.</p>
<p><b>Navigation</b></p>	<p>Download: <a href="#">Navigation Lesson</a></p>	<p><a href="#">Starfall</a> is a kid-friendly navigation site that allows students to practice letter-sound recognition. Starfall will begin to allow students to observe patterns in navigation.</p> <p><a href="#">Word Machine</a> allows students to practice their short vowel sounds while learning how to look for 'Hot Spots' when navigating websites.</p> <p><a href="#">Marvin Makes Music</a> is a read aloud that allows students to practice navigation, while listening to reading.</p>
<p><b>Drag and Drop</b></p>	<p>Download: <a href="#">Drag &amp; Drop Lesson</a></p>	<p><a href="#">Starfall 2D &amp; 3D Shapes</a> will allow students to identify 2D &amp; 3D shapes while they practice how to 'drag and drop'.</p> <p><a href="#">Zac and the Hat</a> allows students to practice short vowel sounds while they practice how to 'drag and drop.'</p> <p>Students have fun while practicing dragging and dropping by creating characters, cars and more!</p> <p><a href="#">Make a Face, Make a Pizza, Create a Car, &amp; Make a Snowman</a></p>

**Technology Practice Skills For SBAC  
Grades 1-2**

Skills	Description	Internet Links/Activity
<b>Keyboarding</b>	Type to Learn or one of these	<p><a href="#">Monkey Paws</a>: Students will type keys using left and right hands.</p> <p><a href="#">Keyboarding Zoo</a>: Students will practice finding the keys on the keyboard.</p> <p><a href="#">Keyboard Climber</a>: Students will navigate the website to begin and type keys that appear.</p>
<b>Mouse Skills</b>	Download: <a href="#">Mouse Practice Lesson</a>	<p><a href="#">Magical Capitals</a> allows students to practice their understanding of capitalization and mouse skills.</p> <p><a href="#">Color, Draw &amp; Paint</a> gives students the opportunity drawing lines, circles and navigating buttons with their mouse.</p> <p><a href="#">Balloon Pop Subtraction</a> allows students the opportunity to practice subtraction while they practice their mouse skills.</p>
<b>Navigation</b>	Download: <a href="#">Navigation Lesson</a>	<p>In the <a href="#">Number Chart Game</a> students will place numbers in the appropriate location on the number chart while choosing between levels and finding hot spots. (Math)</p> <p><a href="#">Dinosaurs Read Aloud</a> is a read aloud that allows students to practice navigation, while listening to reading. Use hot spots (pause, arrow) and volume sliders. (ELA)</p> <p>In <a href="#">Study Jams</a>, students can watch videos and play supplemental games on as variety of topics tied to CCSS Math standards. Play a video, use navigation tools, and learn! (Math)</p> <p>In <a href="#">Math Word Problems</a>, have students choose a grade level, and practice typing in a constructed response box. (Math)</p>
<b>Drag and Drop</b>	Download: <a href="#">Drag &amp; Drop Lesson</a>	<p>In <a href="#">Base Ten Fun</a> students will practice their 'drag &amp; drop' skills by constructing numbers using base ten blocks.</p> <p><a href="#">Practice spelling</a> site words by dragging and dropping letters to spell the word.</p> <p>In <a href="#">Math Journey</a>, students will practice their 'drag and drop' skills by choosing which numbers are greater or less than by traveling through the journey.</p>

**Technology Practice Skills For SBAC  
Grades 3-5**

<b>Skills</b>	<b>Description</b>	<b>Activities</b>	<b>Internet Links/Activity</b>
<b>Keyboarding</b>	Type to Learn or one of these	Keyboarding Number Pad Practice	<ul style="list-style-type: none"> <li>• <a href="#">Keyboard Invasion</a></li> <li>• <a href="#">Sky Chase</a></li> <li>• <a href="#">Dance Mat Typing</a></li> <li>• <a href="#">Typing Club</a></li> <li>• <a href="#">Number Pad Practice</a></li> <li>• <a href="#">Math Quiz</a></li> </ul>
<b>Mouse Skills</b>	Download: <a href="#">Mouse Practice Lesson</a>	Students can practice multiple mouse skills, including scrolling, using drop down menus, radio buttons, and accessing links to build their navigation skills.	<ul style="list-style-type: none"> <li>• <a href="#">Mousing Around</a></li> <li>• <a href="#">Moucercise</a></li> <li>• <a href="#">Mouse Practice</a></li> <li>• <a href="#">Math Mavens</a></li> <li>• <a href="#">Mouse Practice Bubble Activity</a></li> <li>• <a href="#">Spelling Bees</a></li> <li>• <a href="#">FunBrain: Math Arcade</a></li> <li>• <a href="#">Math Arcade: Visit the site and select your grade before playing the game.</a></li> </ul>
<b>Highlight/Select Text</b>	Download: <a href="#">Mouse Practice Lesson</a>	Students will wear headphones to listen to content and follow instructions to highlight/select text. Students will highlight/select text to make corrections, add text, and delete text.	<ul style="list-style-type: none"> <li>• <a href="#">Highlighting Practice</a></li> <li>• <a href="#">Proof Reading Grade 3</a></li> <li>• <a href="#">Proof Reading Grades 4</a></li> <li>• <a href="#">Proof Reading Grade 5</a></li> </ul>
<b>Navigation</b>	Download: <a href="#">Navigation Lesson</a>	Students will learn to navigate a webpage by reading instructions, clicking items, dragging items, viewing videos, and entering text into fields.	<ul style="list-style-type: none"> <li>• <a href="#">Comic Strip</a></li> <li>• <a href="#">Friendly Letter</a></li> <li>• <a href="#">Word Clouds</a></li> <li>• <a href="#">Study Jams</a></li> <li>• <a href="#">Story Starter</a></li> <li>• <a href="#">Make an Animation</a></li> <li>• <a href="#">Math Videos</a></li> </ul>

<b>Drag and Drop</b>	Download: <a href="#">Drag &amp; Drop Lesson</a>	Students will practice following instructions by dragging and dropping items thus reinforcing the skills of dragging and dropping within a field.	<ul style="list-style-type: none"> <li>• <a href="#">Thinking Blocks</a></li> <li>• <a href="#">Clean-Up Your Grammar</a></li> </ul>
<b>General Math Support</b>	a free assessment and practice website where students have an opportunity to practice similar skills to what they will need such as drag and drop, selecting points on a number line or graph, etc. Teachers are able to create a free account and set up their classes to assign and track assessments, and even create their own custom questions	<a href="http://www.thatquiz.org/">http://www.thatquiz.org/</a>	
<b>Smarter Balanced</b>	Training Test and Practice Test	<a href="#">Video to show students prior to taking the Practice Test</a>  <a href="#">Training Test and Practice Test</a>	

### SBAC Technology Skills:

Keyboarding Skills	
1	Properly login/logout of computer
2	Holds mouse appropriately
3	Moves mouse on screen
4	Places cursor on specific location on screen
5	Uses a mouse to perform single-click
6	Uses a mouse to double-click
7	Uses a mouse to right-click
8	Uses mouse to drag and drop items on screen
9	Uses mouse to highlight text on screen
10	Launches a program by activating an icon
11	Exits a program
12	When program is running can return to main menu
13	Can access help features
14	Open a window
15	Closes a window
16	Maximizes a window
17	Minimizes a window
18	Uses the scroll bar to move up and down on a screen
19	Uses the scroll bar to move left and right on a screen
20	Scrolls in multiple windows



### Keyboarding Skills

1	Can locate letters and type letters
2	Uses enter/return key
3	Appropriately uses space bar
4	Uses delete key
5	Uses backspace key
6	Uses shift key
7	Uses tab key
8	Appropriately uses number pad
9	Enters characters with reasonable speed
10	Can locate and type punctuation keys
11	Uses shift key to appropriately capitalize letters
12	Uses correct posture (shoulders parallel to screen, both feet on floor)

### Word Processing Skills

1	Uses cursor to type/insert text in specific location or field
2	Uses keyboard to type words/sentences/stories
3	Locate and enter appropriate punctuation
4	Composes at the keyboard (responds to prompt without first using paper)
5	When editing, inserts letters/words
6	When editing, deletes letters/words
7	When editing, replaces letters/words
8	When editing, changes case appropriately
9	Enters characters with reasonable speed
10	Locates and enters punctuation marks
11	Copies letters/words
12	Paste letters/words
13	Uses spacebar correctly to separate words
14	Uses the shift key for capitalization
15	Makes additional revisions to typed piece (identifies misspelled words and chooses appropriate correction)
16	Can undo last entry
17	Can redo last entry
18	Formats text

### Navigation Skills

1	Identifies symbols for advancing screens
2	Identifies symbols for moving back screens
3	Can play video
4	Can stop video
5	Can pause video
6	Can rewind video
7	Can adjust volume
8	Identifies symbols and their functions

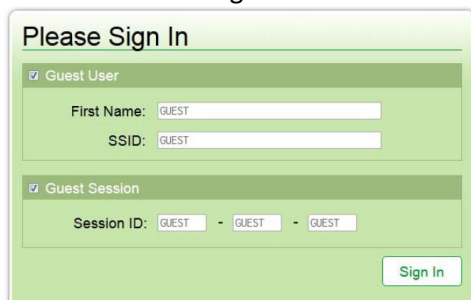
SBAC Training/Practice Test Skills	
1	Enter student login ID
2	Enter password
3	Can access/change preferences
4	Enters practice area
5	Accesses directions
6	Clicks in text box and types
7	Flags questions to be reviewed later
8	Scrolls to view questions/answers
9	Scrolls to navigate to response section
10	Resize windows in a split screen
11	Scroll within each box of a split screen
12	Selects appropriate answer
13	Deselects inappropriate answer
14	Click arrows to navigate through test
15	Opens/closes dialogue box
16	Click an underlined text to activate link
17	Understands and appropriately uses 'Settings' options
19	Understands and appropriately uses Zoom In/Zoom Out features
20	Can delete objects and numbers
21	Can access information button to support in how question should be answered
22	Understand when more than one answer is possible
23	Can appropriately navigate and enter equation
24	Can select/deselect objects
25	Can flag question and advance without accurately answering question
26	Can create graph
27	Can drag and drop text and move in appropriate sequence
28	Start audio
29	Stop audio
30	Can draw line segments

**Credits:**

- Oregon Department of Education/SBAC
- Middletown Public Schools
- Technology Skills Checklist for Online Assessment' by the University of Kentucky and CAST
- Mount Vernon City School District Instructional Technology Curriculum Guide
- Regional School District 13 K-6 Technology Integration Curriculum

## Accessing the Training and Practice Tests

1. Browse to: [goo.gl/cM8Lsl](http://goo.gl/cM8Lsl) (Make sure to capitalize the M and L)
2. Click the 'Sign in' button



Please Sign In

Guest User

First Name:

SSID:

Guest Session

Session ID:  -  -

3. Select the desired grade level

First Name: GUEST

Last Name: GUEST

SSID: GUEST 0

Student Grade Level:

Date of Birth: None

School: GUEST School

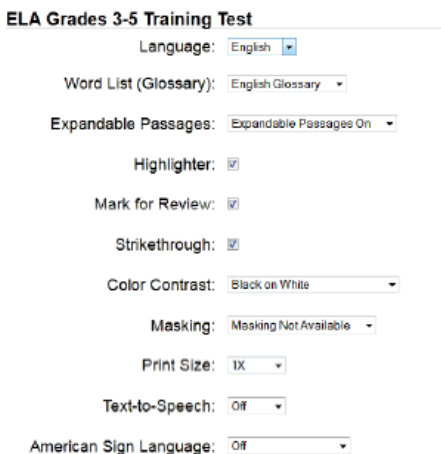
4. Select the a Smarter Balanced Assessment:
  - a. Training Test: Interact with the types of questions on the SBAC Assessment
  - b. Practice Test: Take a 'Mini' SBAC Assessment



<input checked="" type="button" value="Start ELA Grades 3-5 Training Test"/> <small>This is opportunity 1 of 99</small>	<input checked="" type="button" value="Start G3 SB ELA CA"/> <small>This is opportunity 1 of 99</small>
<input checked="" type="button" value="Start G3 SB ELA PT"/> <small>This is opportunity 1 of 99</small>	<input checked="" type="button" value="Start Grades 2 - 3 ELPA"/> <small>This is opportunity 1 of 99</small>
<input checked="" type="button" value="Start Math Grades 3-5 Training Test"/> <small>This is opportunity 1 of 99</small>	<input checked="" type="button" value="Start G3 SB MATH CA"/> <small>This is opportunity 1 of 99</small>
<input checked="" type="button" value="Start G3 SB MATH PT"/> <small>This is opportunity 1 of 99</small>	

5. Select the desired supports

### Choose Settings:



ELA Grades 3-5 Training Test

Language:

Word List (Glossary):

Expandable Passages:

Highlighter:

Mark for Review:

Strikethrough:

Color Contrast:

Masking:

Print Size:

Text-to-Speech:

American Sign Language: