

# Changing your StudentVue Password

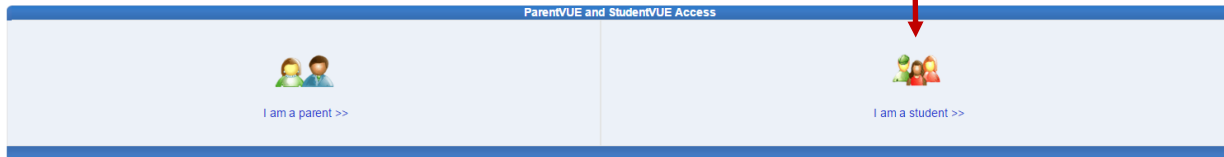
The purpose of this document is to explain how Synergy allows students to logon to their student account and how to update their username and password.

Within the David Douglas main web page is a link to logon to StudentVue:

[https://student-daviddouglas.cascadetech.org/daviddouglas/Login\\_Student\\_PXP.aspx?regenerateSessionId=True](https://student-daviddouglas.cascadetech.org/daviddouglas/Login_Student_PXP.aspx?regenerateSessionId=True)

## Select:

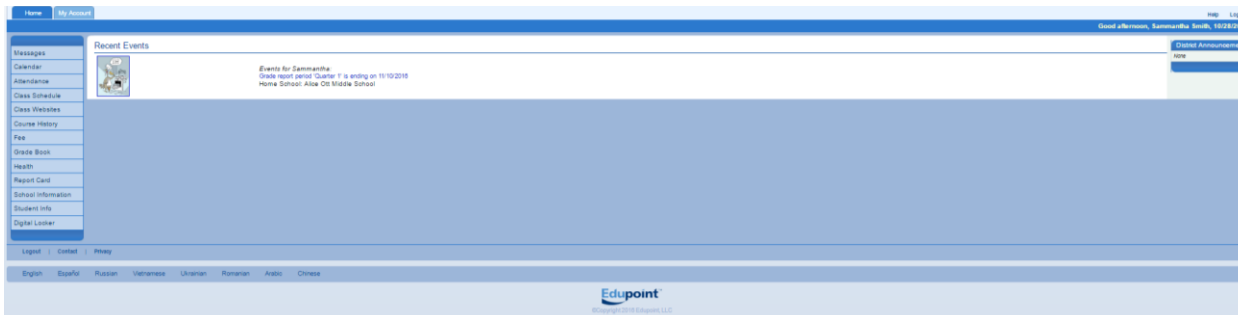
I am a student



## Login



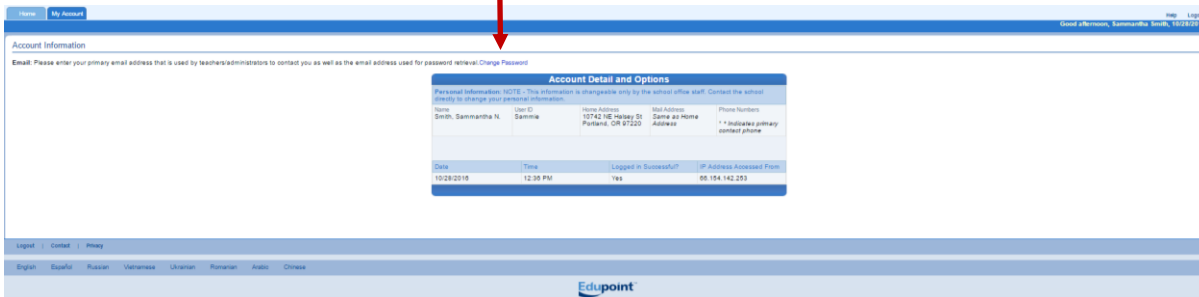
Once you logon your Home screen appears



## Click on the My Account Tab

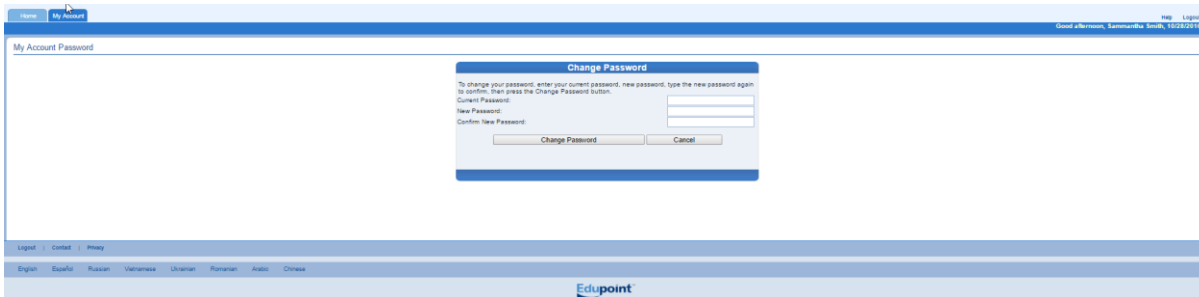


## Click on Change Password

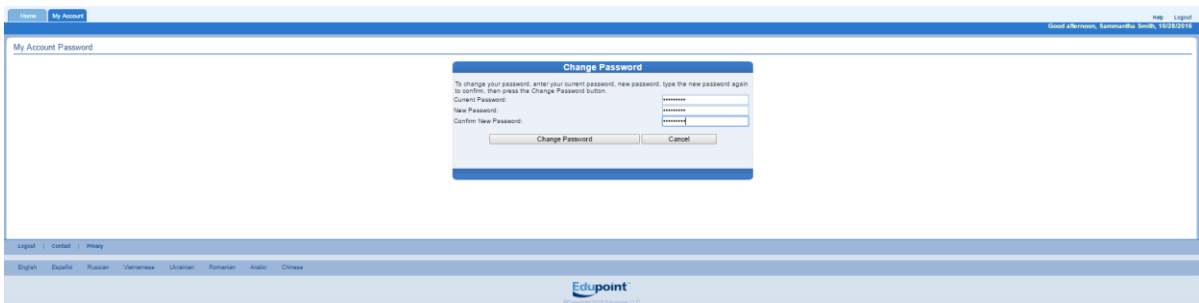


## Select your new password

1. Type in current password
2. Type in new password
3. Confirm your new password



## Click on Change Password



## Change Password confirmed



**You will be returned to your My Account screen**